

PENNSYLVANIA • 2018 COUNTY PROFILES

Counties are the core geography for ALICE data: They reveal variations often masked by statewide averages, and the data is reported regularly and reliably.

ALICE IN MONROE COUNTY

2018 Point-in-Time-Data

Population: 169,507 **Number of Households:** 55,109

Median Household Income: \$64,170 (state average: \$60,905)

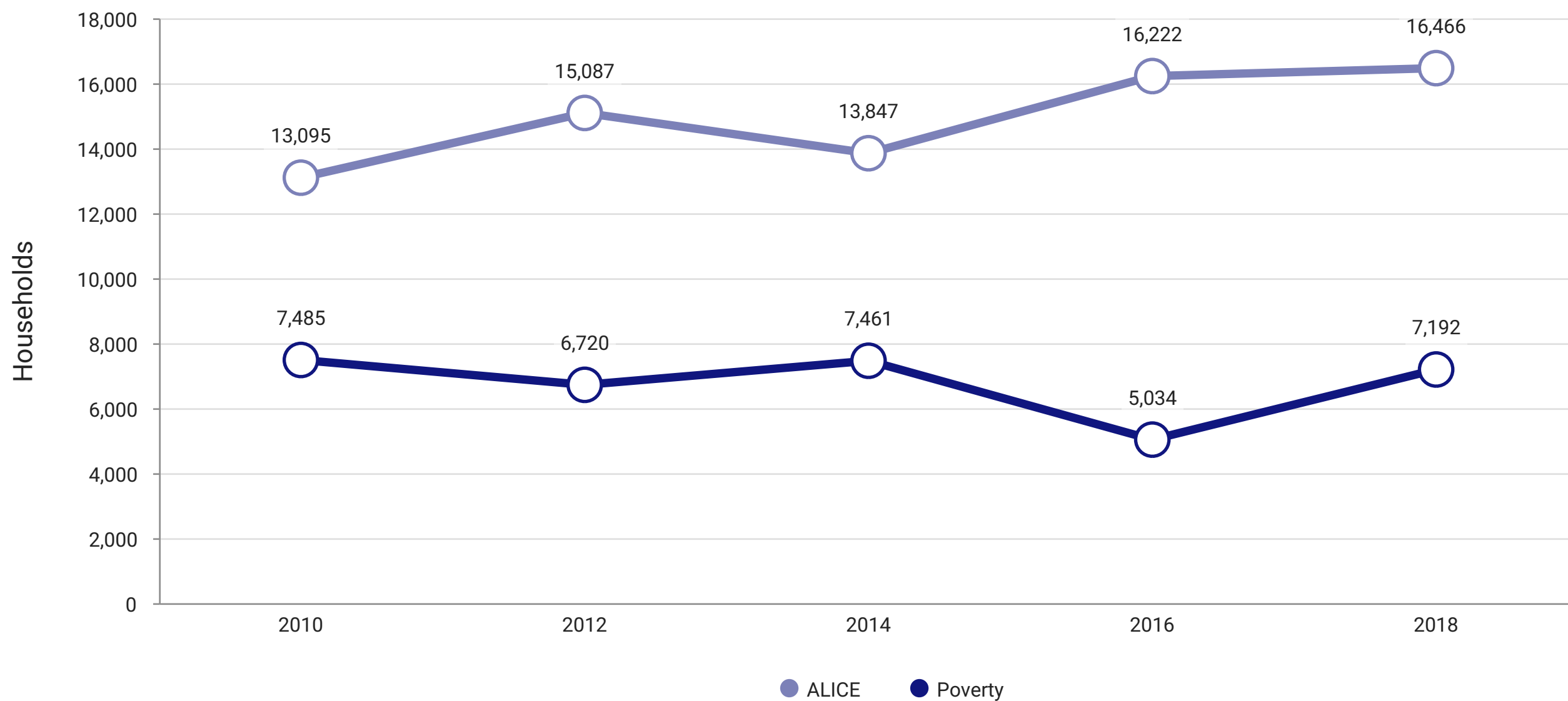
Unemployment Rate: 6.7% (state average: 4.9%)

ALICE Households: 30.0% (state average: 27.0%)

Households in Poverty: 13.0% (state average: 12.0%)

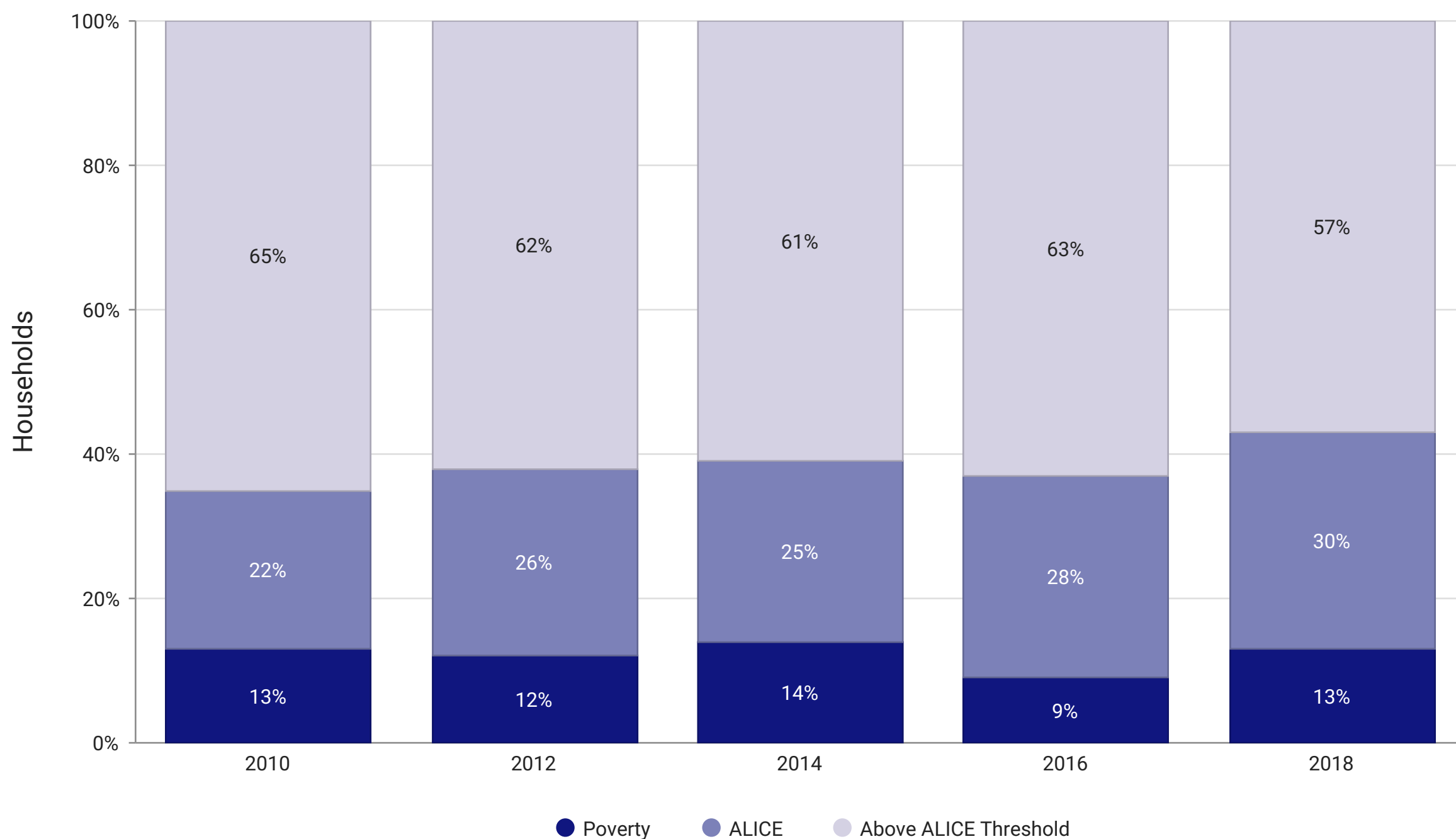
How Has the Number of ALICE Households Changed Over Time?

ALICE is an acronym for **ALICE** – **A**sset **L**imited, **I**ncome **C**onstrained, **E**mloyed – households that earn more than the Federal Poverty Level, but less than the basic cost of living for the county (the ALICE Threshold). While conditions have improved for some households, many continue to struggle, especially as wages fail to keep pace with the cost of household essentials (housing, child care, food, transportation, health care, and a basic smartphone plan).



Sources: ALICE Threshold, 2007-2018; American Community Survey, 2007-2018

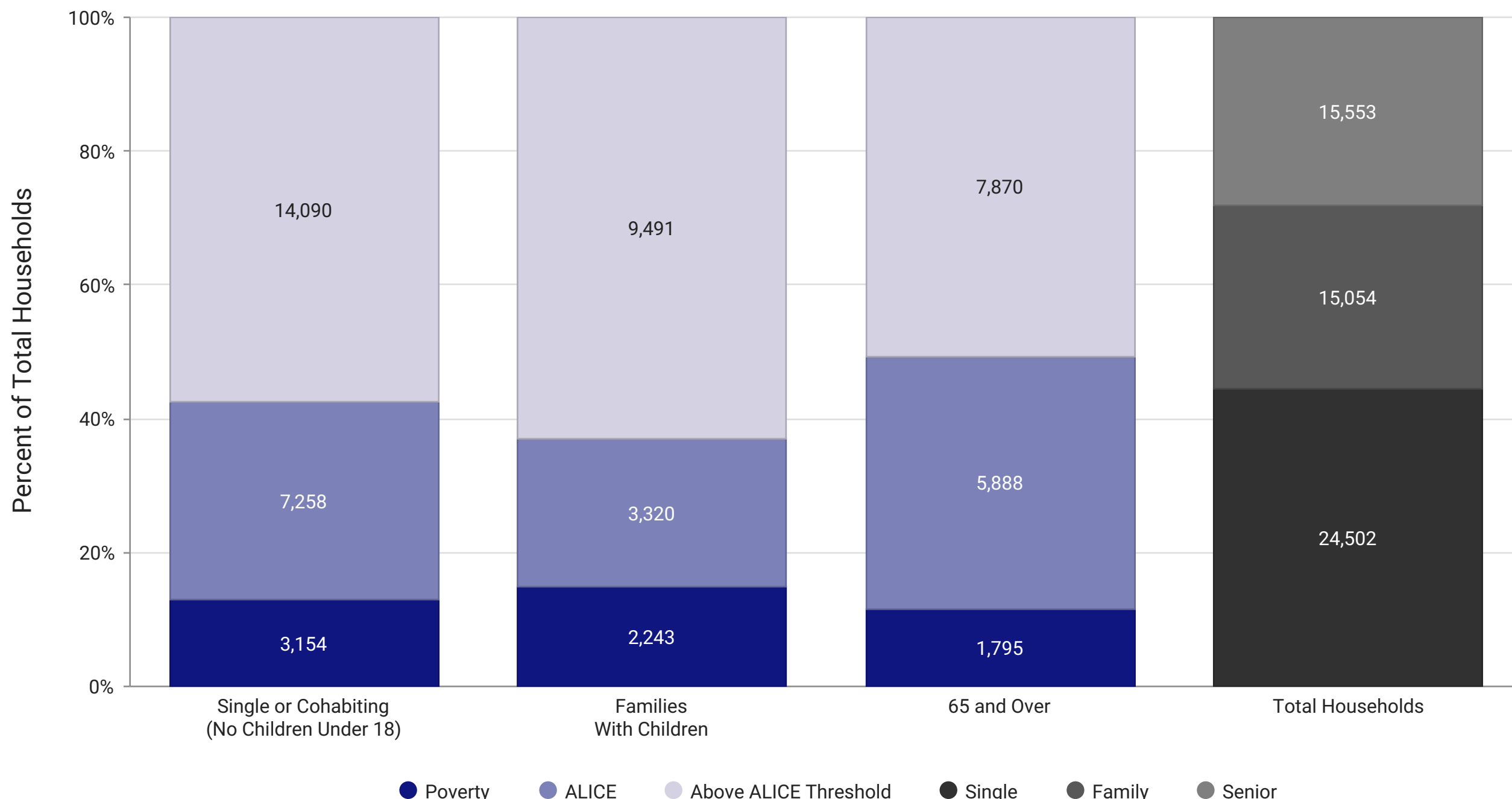
ALICE and Poverty in Monroe County Over Time...continued



Sources: ALICE Threshold, 2007-2018; American Community Survey, 2007-2018

What Types of Households Are Struggling?

In the past few decades, there have been major shifts in household composition. The share of American adults who have never been married is at a historic high, as is the number of senior households. There is also a growing number of people who live alone or with roommates, and an increasing share of grown children who live with their parents. Yet all types of households continue to struggle: ALICE and poverty-level households exist across all of these living arrangements.



Sources: ALICE Threshold, 2007-2018; American Community Survey, 2007-2018

Why Do So Many Households Struggle?

The cost of household basics outpaces wages...

The Household Survival Budget reflects the bare minimum cost to live and work in the modern economy and includes housing, child care, food, transportation, health care, technology (a smartphone plan), and taxes. It does not include savings for emergencies or future goals like college or retirement. In 2018, household costs were well above the Federal Poverty Level of \$12,140 for a single adult and \$25,100 for a family of four.

	Single Adult	Two Adults	Two Adults Two School-Age Children	Two Adults Two in Child Care	Single Senior	Two Seniors
Housing	\$750	\$849	\$1,073	\$1,073	\$750	\$849
Child Care	\$0	\$0	\$534	\$1,504	\$0	\$0
Food	\$282	\$585	\$977	\$853	\$240	\$499
Transportation	\$339	\$511	\$808	\$808	\$293	\$419
Health Care	\$187	\$458	\$716	\$716	\$514	\$1,028
Technology	\$55	\$75	\$75	\$75	\$55	\$75
Miscellaneous	\$194	\$298	\$481	\$591	\$219	\$338
Taxes	\$329	\$505	\$624	\$884	\$337	\$511
Monthly Total	\$2,136	\$3,281	\$5,288	\$6,504	\$2,408	\$3,719
Annual Total	\$25,632	\$39,372	\$63,456	\$78,048	\$28,896	\$44,628
Hourly Wage	\$12.82	\$19.69	\$31.73	\$39.02	\$14.45	\$22.31

Sources: ALICE Household Survival Budget, 2018; Bureau of Labor Statistics, Occupational Employment Statistics, 2018

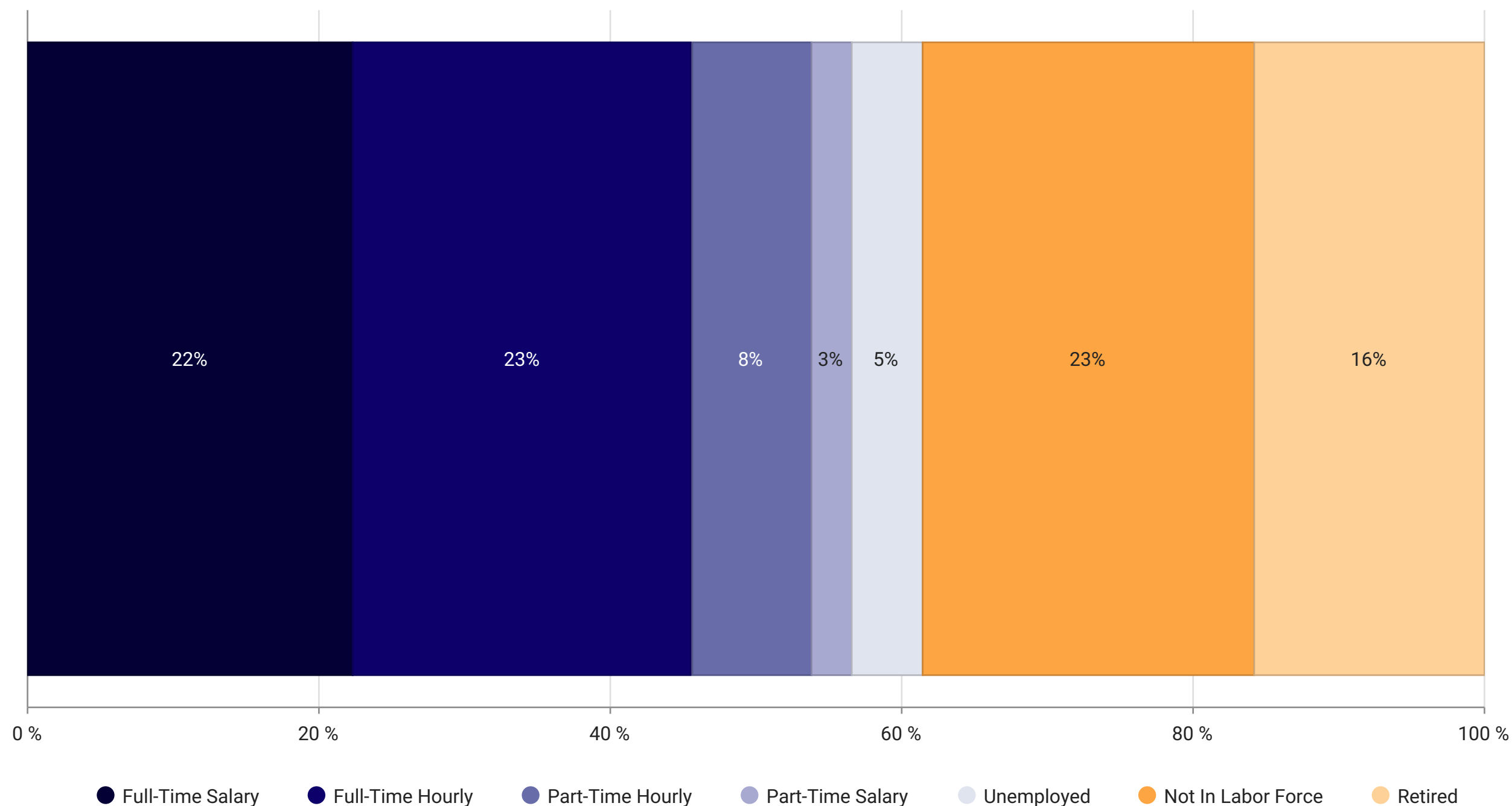
Asset Limited, Income Constrained, Employed

UnitedForALICE.org



...and the labor landscape is challenging for ALICE workers.

A breakdown of the labor force shows a small portion of adults (16 years and older) who are unemployed and a large number who are working. However, a significant portion of full- and part-time workers are paid by the hour; these workers are more likely to have fluctuations in income and less likely to receive benefits. There is also a high number of workers outside of the labor force (people who are not employed and not looking for work), which has helped keep wages low: When more workers are available, employers have less incentive to raise wages to attract employees.

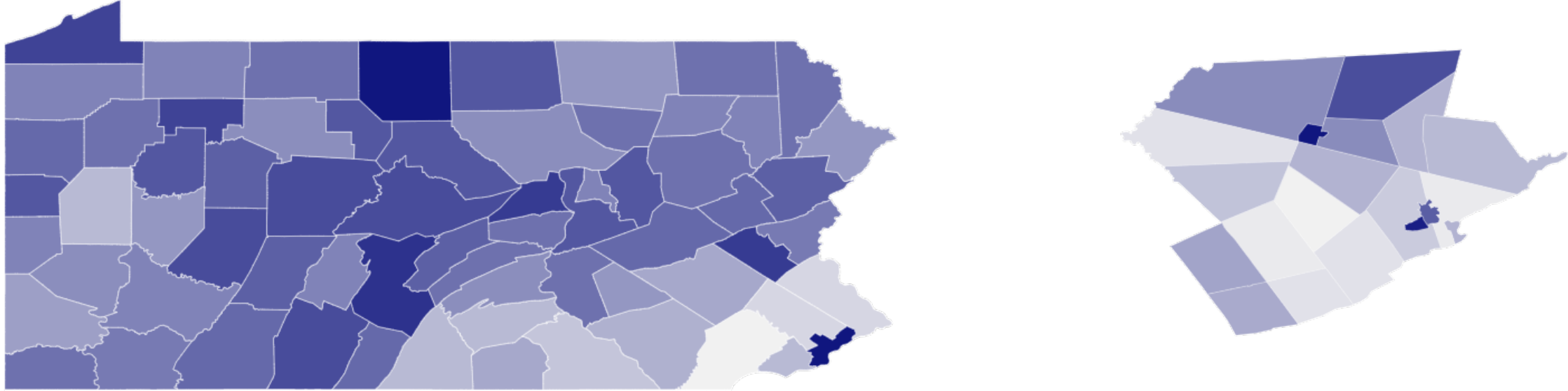


Note: Data for hourly full- and part-time jobs is only available at the national level; these national rates (51% of full-time workers paid hourly and 75% of part-time workers paid hourly) have been applied to the workforce at the county-level to calculate the breakdown shown in this figure. Because this figure sums county-level data (some using 1-year estimates and some using 5-year estimates), the state percentages may differ slightly from those shown in the 2020 Report. Full-time represents 35 hours per week or more at one or more jobs for 48 weeks per year.

Sources: American Community Survey, 2018; Federal Reserve Bank of St. Louis, 2018

How Does the Number of ALICE Households Vary Within the County?

There is significant variation in the number of households who live below the ALICE Threshold within the county.



Source: ALICE Threshold, 2018; American Community Survey, 2018

County Subdivision	Total Households	% Below ALICE Threshold
Barrett township, Monroe County, Pennsylvania	1,576	56%
Chestnuthill township, Monroe County, Pennsylvania	5,732	36%
Coolbaugh township, Monroe County, Pennsylvania	6,510	48%
Delaware Water Gap borough, Monroe County, Pennsylvania	275	43%
East Stroudsburg borough, Monroe County, Pennsylvania	3,269	54%
Eldred township, Monroe County, Pennsylvania	987	44%
Hamilton township, Monroe County, Pennsylvania	2,909	37%
Jackson township, Monroe County, Pennsylvania	2,139	35%
Middle Smithfield township, Monroe County, Pennsylvania	5,468	42%
Mount Pocono borough, Monroe County, Pennsylvania	1,168	63%
Paradise township, Monroe County, Pennsylvania	985	48%
Pocono township, Monroe County, Pennsylvania	3,794	43%
Polk township, Monroe County, Pennsylvania	2,713	45%
Price township, Monroe County, Pennsylvania	1,211	43%
Ross township, Monroe County, Pennsylvania	1,851	37%
Smithfield township, Monroe County, Pennsylvania	2,201	36%
Stroud township, Monroe County, Pennsylvania	6,552	40%
Stroudsburg borough, Monroe County, Pennsylvania	2,322	62%
Tobyhanna township, Monroe County, Pennsylvania	3,100	37%
Tunkhannock township, Monroe County, Pennsylvania	2,008	41%

Sources: ALICE Threshold, 2007-2018; American Community Survey, 2007-2018